


FRED
Ultrafast Soft Recovery Diode

Features:

- Ultrafast Recovery
- 175°C operating junction temperature
- High frequency operation
- Low power loss, less RFI and EMI
- Low I_R value
- High surge capacity
- Epitaxial chip construction



Product Summary	
V_R	200 V
$I_{F(AV)}$	40A
t_{rr}	25 ns

Description/Applications

These diodes are optimized to less losses and EMI/RFI in high frequency power conditioning system. The soft recovery behavior of the diodes offers the need as snubber in most applications. These devices are ideally suited for HF welding power converters and other applications where the switching losses are not significant portion of the total losses.

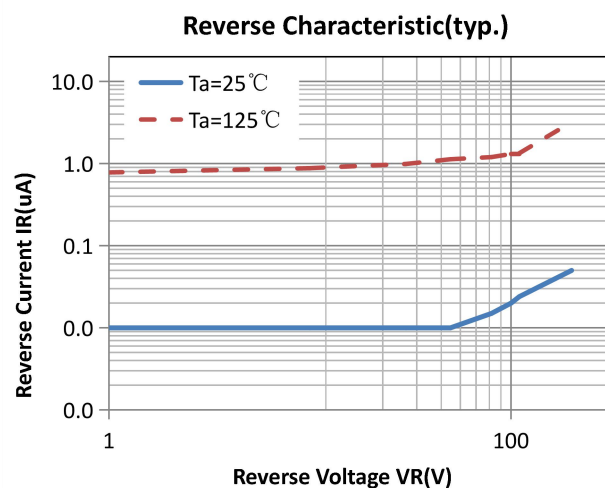
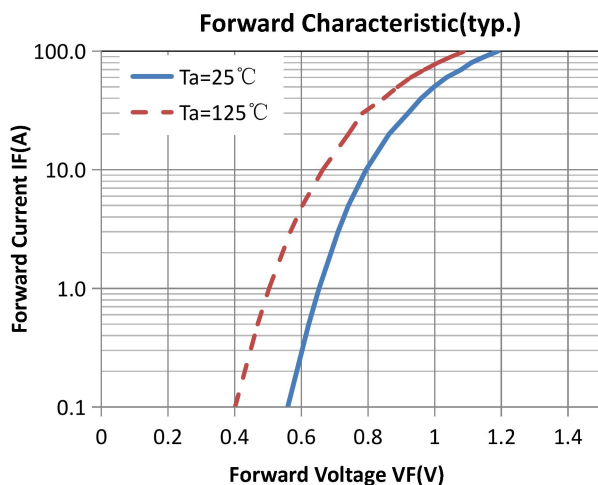
Absolute Maximum Ratings				
Parameter	Symbol	Test Conditions	Values	Units
Repetitive peak reverse voltage	V_{RRM}		200	V
Continuous forward current	$I_{F(AV)}$	$T_c = 110^\circ C$	40	A
Single pulse forward current	I_{FSM}	$T_c = 25^\circ C$	400	
Maximum repetitive forward current	I_{FRM}	Square wave, 20kHz	160	
Operating junction	T_j		175	$^\circ C$
Storage temperatures	T_{stg}		-55 to +175	$^\circ C$

Electrical characteristics (Ta=25°C unless otherwise specified)						
Parameter	Symbol	Test Conditions	Min	Typ.	Max.	Units
Breakdown voltage Blocking voltage	V_{BR} , V_R	$I_R=100\mu A$	200			V
Forward voltage (Per Diode)	V_F	$I_F=40 A$		0.97	1.20	
		$I_F=40 A, T_j=125^\circ C$		0.86	1.00	
Reverse leakage current(Per Diode)	I_R	$V_R=V_{RRM}$			10	μA
		$T_j=150^\circ C, V_R=200V$			100	
Reverse recovery time(Per Diode)	t_{rr}	$I_F=0.5A, I_R=1A, I_{RR}=0.25A$		37	50	ns
		$I_F=1A, V_R=30V, di/dt=200A/\mu s$		25	40	

Thermal characteristics

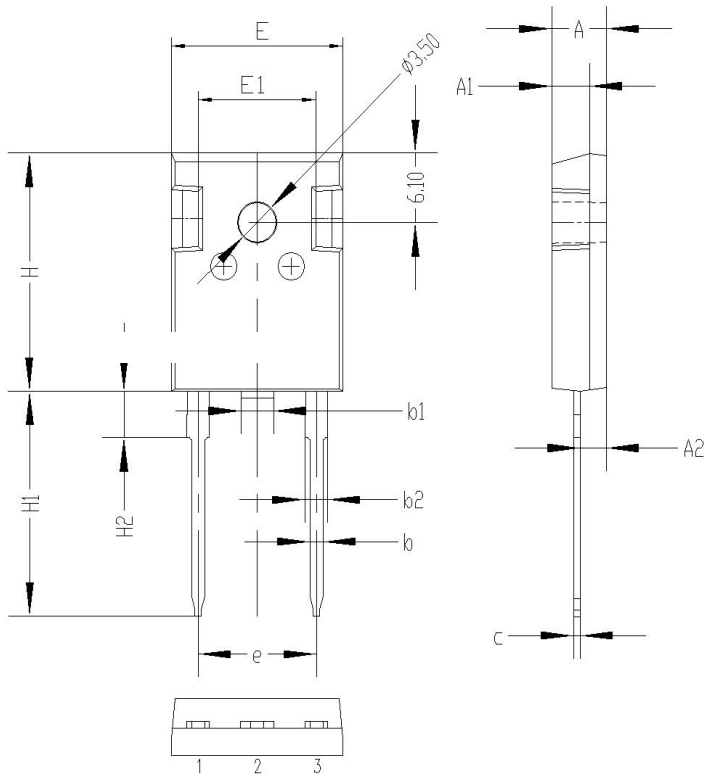
Paramter	Symbol	Typ	Units
Junction-to-Case	$R_{\theta JC}$	0.8	$^\circ C/W$

Electrical performance (typic)



Package Information

TO-247-2 PACKAGE



Symbol	Unit mm		
	Min	Typ	Max
A	4.8	5.00	5.20
A1	3.3	3.5	3.7
A2	2.20	2.40	2.60
b	1.00	1.2	1.40
b2	1.8	2.0	2.2
c	0.50	0.60	0.70
e	10.7	10.9	11.1
E	15.2	15.7	16.2
H	20.8	21	21.2
H1	19.5	20.0	20.5
H2	3.9	4.1	4.3
G	5.9	6.1	6.3
ΦP	3.30	3.50	3.70