


FRED Ultrafast Soft Recovery Diode

FEATURES:

- Ultrafast Recovery
- 175°C operating junction temperature
- Designed and qualified for industrial level

Benefits:

- Reduced RFI and EMI
- Higher frequency operation
- Reduced snubbing
- Reduced part count



Product Summary	
V _R	200 V
I _{F(AV)}	2*15A
t _{rr}	18ns

Description/Applications

These diodes are optimized to less losses and EMI/RFI in high frequency power conditioning system. The soft recovery behavior of the diodes offers the need as snubber in most applications. These devices are ideally suited for HF welding power converters and other applications where the switching losses are not significant portion of the total losses.

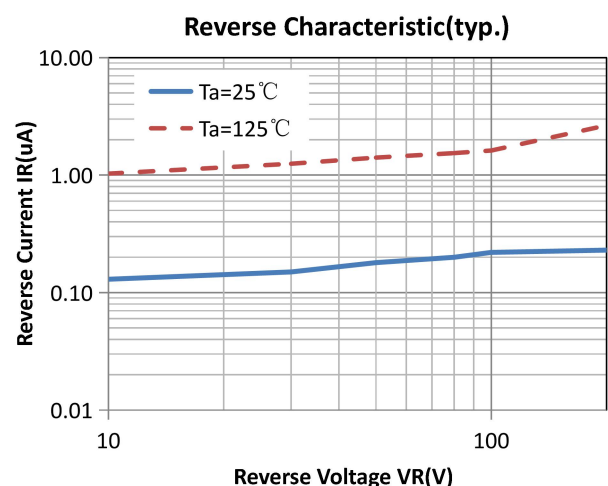
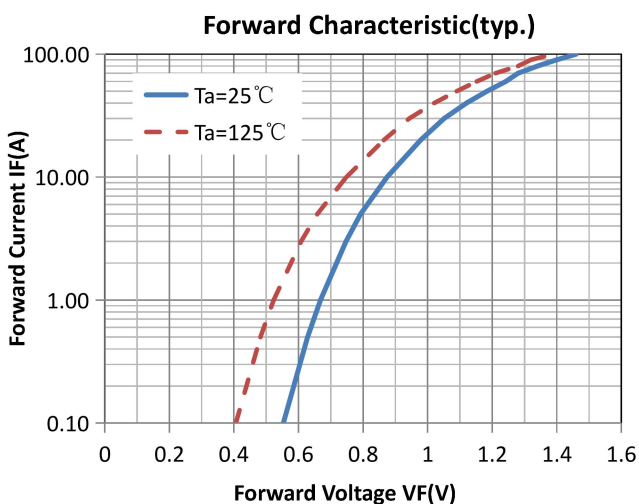
Absolute Maximum Ratings				
Parameter	Symbol	Test Conditions	Values	Units
Repetitive peak reverse voltage	V _{RRM}		200	V
Continuous forward current	I _{F(AV)}	T _c = 25°C	30	A
Single pulse forward current	I _{FSM}	T _c = 25°C	150	
Maximum repetitive forward current	I _{FRM}	Square wave, 20kHz	50	
Operating junction	T _j		175	°C
Storage temperatures	T _{stg}		-55 to +175	°C

Electrical characteristics (Ta=25°C unless otherwise specified)						
Parameter	Symbol	Test Conditions	Min	Typ.	Max.	Units
Breakdown voltage Blocking voltage	V_{BR} , V_R	$I_R=100\mu A$	200			V
Forward voltage (Per Diode)	V_F	$I_F=15 A$		0.90	1.0	
		$I_F=15 A, T_j=125^\circ C$		0.80	0.9	
Reverse leakage current(Per Diode)	I_R	$V_R=V_{RRM}$			10	μA
		$T_j=150^\circ C, V_R=200V$			100	
Reverse recovery time(Per Diode)	t_{rr}	$I_F=0.5A, I_R=1A, I_{RR}=0.25A$		25	30	ns
		$I_F=1A, V_R=30V, di/dt=200A/\mu s$		18	30	

Thermal characteristics

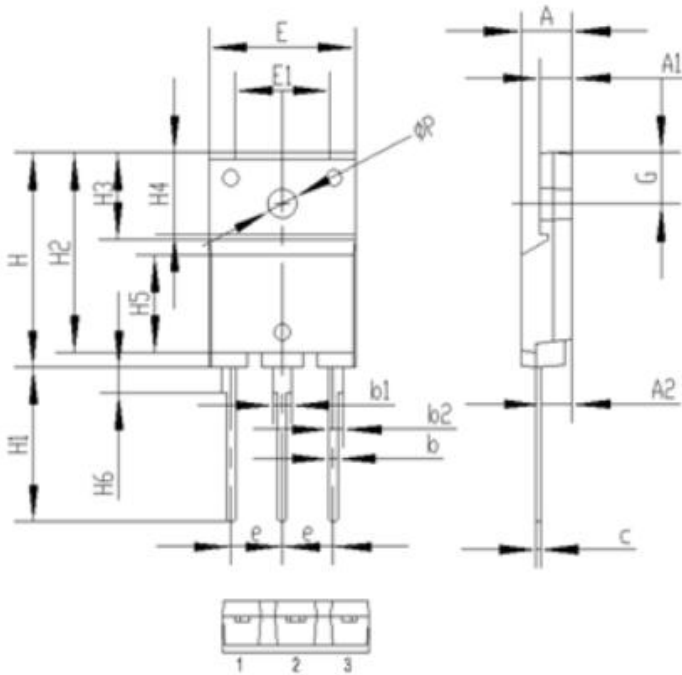
Paramter	Symbol	Typ	Units
Junction-to-Case	$R_{\theta JC}$	0.8	$^\circ C/W$

Electrical performance (typic)



Package Information

TO-3PF PACKAGE



Symbol	Dimensions(millimeters)	
	Min.	Max.
A	5.30	5.70
A1	3.25	3.65
A2	3.15	3.55
b	0.80	1.20
b1	1.85	2.15
b2	1.45	1.75
c	0.40	0.80
e	5.25	5.65
E	15.4	15.8
E1	10.0	10.4
H	22.5	23.2
H1	16.0	17.0
H2	21.2	21.6
H3	9.10	9.50
H4	8.55	8.95
H5	10.20	10.60
H6	2.55	2.85
G	5.30	5.70
ΦP	3.00	3.40